

$$2+4=6$$

Delivering Staff Development

through

Learning Management
Systems

An Online Experience

$$\begin{array}{r} 12 \\ - 8 \\ \hline 4 \end{array}$$

$$2 + 4 = 6$$

By Linda Bradley

And

Pat Fisher

Lake County Schools

$$\begin{array}{r} 12 \\ - 8 \\ \hline 4 \end{array}$$

Delivering Sustained Staff Development

- Leads to deeper understanding
- Provides opportunities for teacher growth and reflection
- Focuses on reading, writing, and applying knowledge
- Engages participants in real-life problem solving
- Creates dialogue with other teachers

$$2 + 4 = 6$$

Problems

- Teacher turnover
- Coach turnover
- Large numbers of new teachers in some schools
- New coach buy-in
- Consistency of delivery
- Staff changes mid-year
- Teacher transfers
- Time for delivery
- Space for training
- Teacher absenteeism
- Consistency of content

$$\begin{array}{r} 12 \\ - 8 \\ \hline 4 \end{array}$$

$$2+4=6$$

Solution

A Learning Management
System

$$\begin{array}{r} 12 \\ - 8 \\ \hline 4 \end{array}$$

Methodology

- Contact district and secure approval
- Contact IT personnel to set up system
- Adapt information to be delivered
- Plan exercises to replace participant interaction
- Complete training application
- Reserve room for first meeting
- Advertise
- Enroll participants
- Meet with participants in a one-time face to face scenario

Electronic Management Systems

- EduTools
- NetDimensions
- SumTotal
- eCollege
- WebCT
 - FOR-PD Competency 2
- Blackboard
 - ADAPT Competency 3

$$\begin{array}{r} 12 \\ - 8 \\ \hline 4 \end{array}$$

$$2+4=6$$

Accessing Blackboard

Participant's View

$$\begin{array}{r} 12 \\ - 8 \\ \hline 4 \end{array}$$

Login Page



Blackboard

Blackboard Academic Suite™

Welcome to the Blackboard e-Education platform-- designed to transform the Internet into a powerful environment for the educational experience.

Blackboard
learning System

User Login



Choose Language: [Deutsch \(Deutschland\)](#) - [English \(United States\)](#) - [Español \(España\)](#) - [Français \(France\)](#)

Blackboard Academic Suite™ (7.0.1.249)
Blackboard Learning System™

Copyright © 1997-2008 Blackboard Inc. Patents Pending. All rights reserved.
Accessibility information can be found at <http://access.blackboard.com>.

Announcements



Mon, Sep 17, 2007 -- **WELCOME**

Welcome to *Just Read, Lake!*

Posted by: Linda Bradley

Just Read, Lake! is the reading initiative put in place by Lake County School District. Over the next ten weeks you will learn the importance of reading in the secondary classroom. You will view PowerPoint information, keep a reflection journal, and apply strategies that you learn in the classroom. Collaboration with peers will take place through discussions. With the help of your literacy coach on campus and me, you will see how reading affects your classroom environment.

This workshop consists of 9 Modules, which each includes the following:

- ◆ PowerPoint – view for module information
- ◆ Resources – any extra information needed
- ◆ Reflection Journal – this journal is kept electronically and submitted once at the end of the class.
- ◆ Discussion – collaboration with peers on BlackBoard.
- ◆ Implementation Assignment – application of reading in the classroom for each module, submitted weekly.

After the completion of this in-service you will receive 10 MIP points. You must complete all modules.



Navigating the Menu

My Lake County School District
Announcements

Course Outline

Staff Information

JRL Modules

Submit Assignments




Communication


Discussion Board


External Links


Tools

Tools

-  Communication
-  Course Tools
-  Course Map

 Control Panel









 Refresh

 Detail View

It is easy to navigate using the different buttons. These buttons can be customized to suit the instructor. Different colors and styles are available to use.

Tools

Tools

-  [Announcements](#)
-  [Calendar](#)
-  [Tasks](#)
-  [View Grades](#)
-  [Send Email](#)
-  [User Directory](#)
-  [Address Book](#)
-  [Personal Information](#)



The different tools are quick ways to navigate through the teacher's tasks.

Course Content

- Announcements
- Course Outline
- Staff Information
- JRL Modules
- Submit Assignments
- Communication
- Discussion Board
- External Links
- Tools

- Tools**
- Communication
 - Course Tools
 - Course Map
- Control Panel
- Refresh
 - Detail View


[JUST READ LAKE: YEAR 1-BRADLEY \(2013002-JUSTREADLAKEYEAR1-BRADLEY\)](#) > JRL MODULES


JRL Modules


 [Just Read, Lake! Module #1](#)

 [Just Read, Lake! Module #2](#)

 [Just Read, Lake! Module #3](#)

 [Just Read, Lake! Module #4](#)

 [Just Read, Lake! Module #5](#)

 [Just Read, Lake! Module #6](#)

 [Just Read, Lake! Module #7](#)

 [Just Read, Lake! Module #8](#)

One Week's Lesson

Just Read, Lake! Module #6



JRL PowerPoint #6

[Module 6.ppt](#) (113.5 Kb)

View the PowerPoint and make an entry in your Reflection Journal using the questions on the last slide.



Discussion #6

In the Discussion Board link post your answer to the discussion question and then respond to at least two classmates.



Assignment #6: Comprehension

[Qar.pdf](#) (11.376 Kb)

[QAR Strategy_graphicorganizer.doc](#) (19.5 Kb)


QAR is a great way to help your students identify types of questions and apply strategies for answering questions in text. Using a unit you are teaching or have taught, write four (4) questions with each one reflecting a different type of QAR question. Download the attached graphic organizer to complete this assignment and then submit to the assignment area.



View the PDF file attached here for a detailed explanation of each question type and also visit the web link available under *Reading Strategies* in the *External Links* tab on the menu.

You can use this graphic organizer as a teaching tool for students.

OK

Discussion Board

 **Discussion Board**

 Forum  Search

Display Order	Forum	Total Posts	Unread Posts	Total Participants				
1	"Helping Each Other" Use this forum to ask questions and help classmates.	8	<u>8</u>	5	Modify	Manage	Remove	Copy
2	Module #1 Discussion Read and post your answer to the discussion question in this forum by Wednesday. Respond to at least two classmates.	39	<u>37</u>	11	Modify	Manage	Remove	Copy
3	Module #2 Discussion Read and post your answer to the discussion question in this forum by Wednesday. Respond to at least two classmates.	31	<u>31</u>	11	Modify	Manage	Remove	Copy
4	Module #3 Discussion Read and post your answer to the discussion question in this forum by Wednesday. Respond to at least two classmates.	36	<u>36</u>	10	Modify	Manage	Remove	Copy
5	Module #4 Discussion Read and post your answer to the discussion question in this forum by Wednesday. Respond to at least two classmates.	35	<u>35</u>	10	Modify	Manage	Remove	Copy
6	Module #5 Discussion Read and post your answer to the discussion question in this forum by Wednesday. Respond to at least two classmates.	27	<u>27</u>	10	Modify	Manage	Remove	Copy
7	Module #6 Discussion Read and post your answer to the discussion question in this forum by Wednesday. Respond to at least two classmates.	28	<u>28</u>	10	Modify	Manage	Remove	Copy
8	Module #7 Discussion Read and post your answer to the discussion question in this forum by Wednesday. Respond to at least two classmates.	34	<u>19</u>	10	Modify	Manage	Remove	Copy
9	Module #8 Discussion Read and post your answer to the discussion question in this forum by Wednesday. Respond to at least two classmates.	27	<u>13</u>	9	Modify	Manage	Remove	Copy
10	Module #9 Discussion Read and post your answer to the discussion question in this forum by Wednesday. Respond to at	26	<u>3</u>	10	Modify	Manage	Remove	Copy

Discussion forums allow participants to communicate with one another and help each other.

Participants' Exchange

[Hide Parent Post](#)

Author: MELANIE MARSH

Date: Friday, November 9, 2007 7:43:10 PM EST

Subject: Re: Module #7 Discussion

Your upbeat attitude is wonderful & it's so important to add humor to the lesson. I was really surprised by one activity I tried where I had the students write down words they didn't understand during a reading. They had no visuals, but were able to identify several words & many wrote down the same ones. Some were even spelled correctly, which really astounded me. It also helped to reassure me that they are listening much more closely than I tend to think some of the time.

Your comment about students' listening hit home with me. I often feel that my 11th and 12th grade striving readers (I teach intensive reading)are on another planet when I am introducing a lesson--their attention spans are so short; But I think I might be underestimating them--later they'll remember examples I gave or comments I made with an accuracy that surprises me. But their favorite way to study vocabulary is through words games of any type.

Subject: Re: Module #7 Discussion

[Reply](#)

[Quote](#)

[Modify](#)

[Set Flag](#)

[Remove](#)

Participants from different schools have the opportunity to discuss, share ideas, and form a learning community.

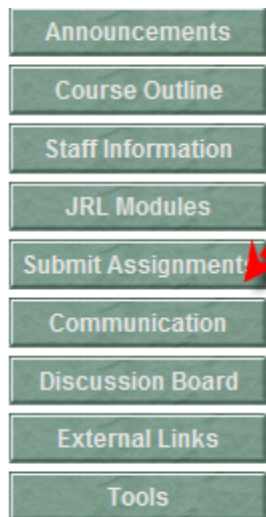
$$2+4=6$$

Assignments

- Provide interaction with participants' staff
- Give opportunity for involving Literacy Coach
- Ask involvement of the Media Specialist
- Demonstrate application of learning
- Require participants to reflect on learning experiences

$$\begin{array}{r} 12 \\ - 8 \\ \hline 4 \end{array}$$

Submitting an Assignment



When the students complete the assignment, they will click on the Submit Assignment to upload their document

$$2 + 4 = 6$$

Monitoring the Class

Instructor's View

$$\begin{array}{r} 12 \\ - 8 \\ \hline 4 \end{array}$$

Control Panel

2013002-JUSTREADLAKEYEAR1: Just Read, Lake: Year 1-Fisher - Pat Fisher (Instructor)

Content Areas

[Course Outline](#)

[Submit Assignments](#)

[JRL Modules](#)

[External Links](#)

Course Tools

[Announcements](#)

[Discussion Board](#)

[Staff Information](#)

[Glossary Manager](#)

[Tasks](#)

[Course Objectives](#)

Course Options

[Manage Course Menu](#)

[Course Copy](#)

[Course Design](#)

[Import Course Cartridge](#)

[Manage Tools](#)

[Import Package](#)

[Settings](#)

[Export Course](#)

[Recycle Course](#)

[Archive Course](#)

User Management

[List / Modify Users](#)

[Enroll User](#)

[Batch Create Users](#)

[Remove Users from Course](#)

Assessment

[Test Manager](#)

[Gradebook](#)

[Survey Manager](#)

[Gradebook Views](#)

[Pool Manager](#)

[Performance Dashboard](#)

[Course Statistics](#)

[Early Warning System](#)

Help

[Support](#)

[Contact System Administrator](#)

[Manual](#)

[Quick Tutorials](#)

Assessment

2013002-JUSTREADLAKEYEAR1: Just Read, Lake: Year 1-Fisher - Pat Fisher (Instructor)

Content Areas	
Course Outline	Submit Assignments
JRL Modules	External Links


Course Tools	
Announcements	Discussion Board
Staff Information	Glossary Manager
Tasks	Course Objectives

Course Options	
Manage Course Menu	Course Copy
Course Design	Import Course Cartridge
Manage Tools	Import Package
Settings	Export Course
Recycle Course	Archive Course

User Management	
List / Modify Users	Enroll User
Batch Create Users	Remove Users from Course

Assessment	
Test Manager	Gradebook
Survey Manager	Gradebook Views
Pool Manager	Performance Dashboard
Course Statistics	Early Warning System

Help	
Support	Contact System Administrator
Manual	Quick Tutorials



The gradebook permits the instructor to view all the participants' grades.

Gradebook

<u>Reading K-12 Plan</u>	<u>Daily Non-negotiables</u>	<u>Accessing Text</u>	<u>Reading Aloud</u>	<u>Independent Reading</u>	<u>QAR Strategy</u>	<u>Vocabulary Activity Observation</u>	<u>Motivating Students</u>	<u>Fluency</u>	<u>Reflection Jo</u>
Assignment Pts Possible 10 Weight 0%	Assignment Pts Possible 10 Weight 0%	Assignment Pts Possible 10 Weight 0%	Assignment Pts Possible 10 Weight 0%	Assignment Pts Possible 10 Weight 0%	Assignment Pts Possible 10 Weight 0%	Assignment Pts Possible 10 Weight 0%	Assignment Pts Possible 10 Weight 0%	Assignment Pts Possible 10 Weight 0%	Assignment Pts Possible 10 Weight 0%
<u>10</u>	<u>10</u>	<u>10</u>	<u>10</u>	<u>10</u>	<u>10</u>	<u>10</u>	<u>10</u>	<u>10</u>	<u>10</u>
-	-	-	-	-	-	-	-	-	-
<u>10</u>	<u>10</u>	<u>10</u>	<u>10</u>	<u>10</u>	<u>10</u>	<u>10</u>	<u>10</u>	<u>10</u>	<u>10</u>
<u>10</u>	<u>10</u>	<u>10</u>	<u>10</u>	<u>10</u>	<u>10</u>	<u>10</u>	<u>10</u>	<u>10</u>	<u>10</u>
<u>10</u>	<u>10</u>	<u>10</u>	<u>10</u>	<u>10</u>	<u>10</u>	<u>10</u>	<u>10</u>	<u>10</u>	<u>10</u>
<u>10</u>	<u>10</u>	<u>10</u>	<u>10</u>	<u>10</u>	<u>10</u>	<u>10</u>	<u>10</u>	<u>10</u>	<u>10</u>
<u>10</u>	<u>10</u>	<u>10</u>	<u>10</u>	-	-	-	-	-	-
<u>10</u>	<u>10</u>	<u>10</u>	<u>10</u>	<u>10</u>	<u>10</u>	<u>10</u>	<u>10</u>	<u>10</u>	<u>10</u>
<u>10</u>	<u>10</u>	<u>10</u>	<u>10</u>	<u>10</u>	<u>10</u>	<u>10</u>	<u>10</u>	<u>10</u>	<u>10</u>
<u>10</u>	<u>10</u>	<u>10</u>	<u>10</u>	<u>10</u>	<u>10</u>	<u>10</u>	<u>10</u>	<u>10</u>	<u>10</u>

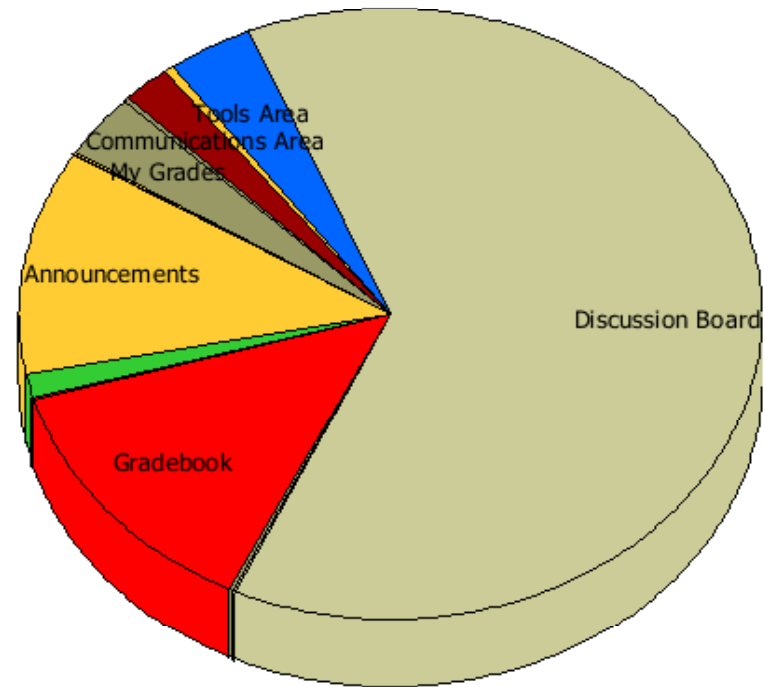
All sections had to be completed to earn points for each module:

- 1. view the Power Point**
- 2. participate in the discussion**
- 3. submit the assignment**

Course Statistics

1 Access / Application

Area ID	Hits	Percent
Glossary	4	0.05%
Scholar Course Home	0	0%
My Scholar Home	0	0%
Chalk Title Management	0	0%
Collaboration	1	0.01%
Content Area	1	0.01%
Communications Area	151	2.04%
Roster	30	0.4%
Tools Area	282	3.8%
Discussion Board	4676	63.04%
Dropbox	8	0.11%
Homepage	3	0.04%
The Electric Blackboard	10	0.13%
Early Warning System	2	0.03%
Groups	1	0.01%
Gradebook	994	13.4%
Manual	0	0%
Messages	6	0.08%
Observer Tools	0	0%



$$2 + 4 = 6$$

Lessons Learned

- False assumptions
 - All teachers equally comfortable with technology
 - Teachers have learned computer fundamentals
- Problems with Vista
- Explicit instruction
 - Journal
 - Submitting assignments
- Literacy coach support on site
- Camaraderie of participants
 - Sometimes lacking in schools with large staffs
 - Lack of common planning

$$\begin{array}{r} 12 \\ - 8 \\ \hline 4 \end{array}$$

Sources and Resources

- Blackboard Academic Suite
- Dye, Sherry.
- FOR-PD
- Haskins, Beverly. Director of Staff Development
Lake County Schools
- Lake County Literacy Coaches
- Snaglt
- Sparks, Dennis (2003). *Significant change begins with leaders*. Oxford, Ohio: National Staff Development Council.

$$2+4=6$$

Contact Information

- Linda Bradley, Instructional Coach
Lake County Schools
bradleyl@lake.k12.fl.us

- Pat Fisher, Literacy Coach
Umatilla High School
fisherp@lake.k12.fl.us

$$\begin{array}{r} 12 \\ - 8 \\ \hline 4 \end{array}$$